

**Preliminary data (March 2015-March 2016)
on Arterial Hypertension [HT]
in the current 'Check-up' Program
in Primary Health Care Services
in Albania**

Eduard Kakarriqi

Alban Ylli

Bajram Dedja

Besjan Elezaj

**Participation of Albania's population
of age-groups 40-65 years
in 'Check-up' program (one-year period March 2015-March 2016)
according to
residence *Urban & Rural*
and
gender (*Males & Females*)**

▶ Participation at 'Check up' (a one-year March 2015-March 2016) : 270,068 subjects aged 40-65 years in total, representing 28% of Albania's population of these age-groups (INSTAT data as for January 1, 2016)

Females = 35% vs Males = 22% of the total respective Females and Males Albania's population of aforementioned age groups 40-65 years

▶ Highest participation in *Rural* areas compared to *Urban* ones for all but age-groups (except 60+ years) and at country level as well (*Rural = 54% vs Urban = 46%*)

▶ *Increasing participation with age in Urban areas :*
from 41% in age-group 40-44 years to 53% in age-groups 60+ years

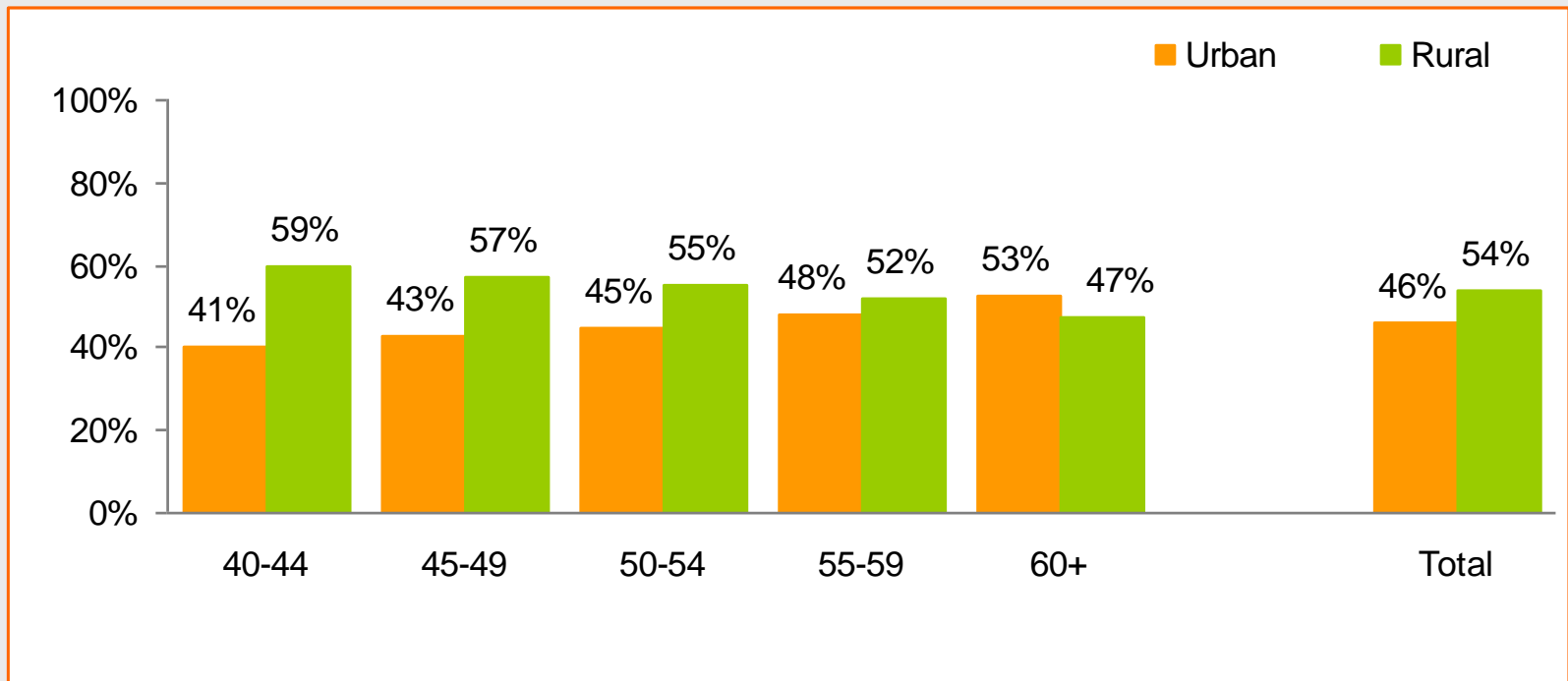
Meanwhile, a quite reverse picture in *Rural* areas,
that is, a *decreasing participation with age :*
from 59% in age-groups 40-44 years to 47% in age-groups 60+ years

▶ Higher participation of *Females (F)* compared to *Males (M)* in
Urban areas = 65% *F* vs 35% *M*
Rural areas = 60% *F* vs 40% *M*
and
at Country level as well = 62% *F* vs 38% *M*

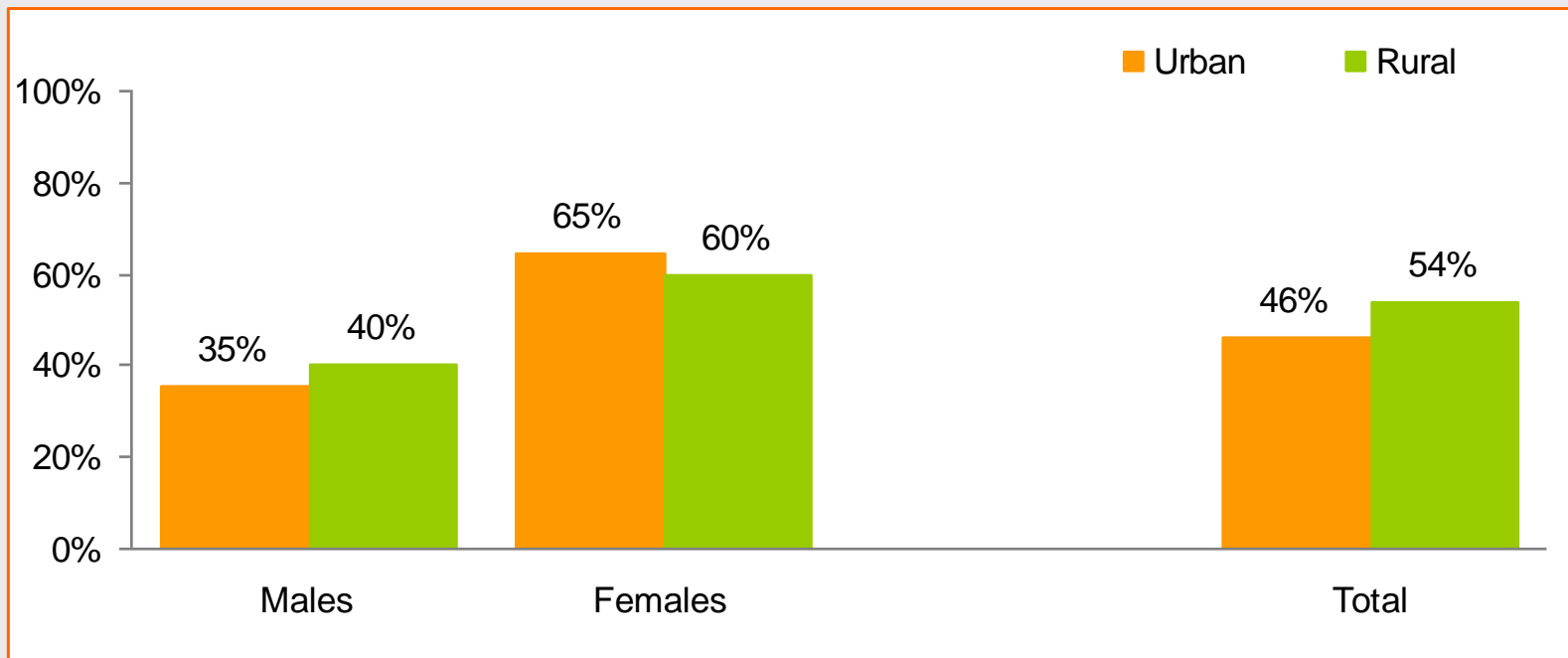
**Participation of Albania's population
(absolute numbers and respective percentages)
in 'Check-up' program
according to population age-groups (40-65 [60+] years)
and
population residence (*Urban & Rural*)**

Age-groups (years)	Urban		Rural		ALBANIA	
	Number	Percentage	Number	Percentage	Number	Percentage
40-44	15,673	41%	22,956	59%	38,629	14%
45-49	21,961	43%	28,913	57%	50,874	19%
50-54	26,891	45%	33,193	55%	60,084	22%
55-59	30,332	48%	32,613	52%	62,945	23%
60+	30,445	53%	27,091	47%	57,536	21%
Total (40-60+)	125,302	46%	144,766	54%	270,068	100%

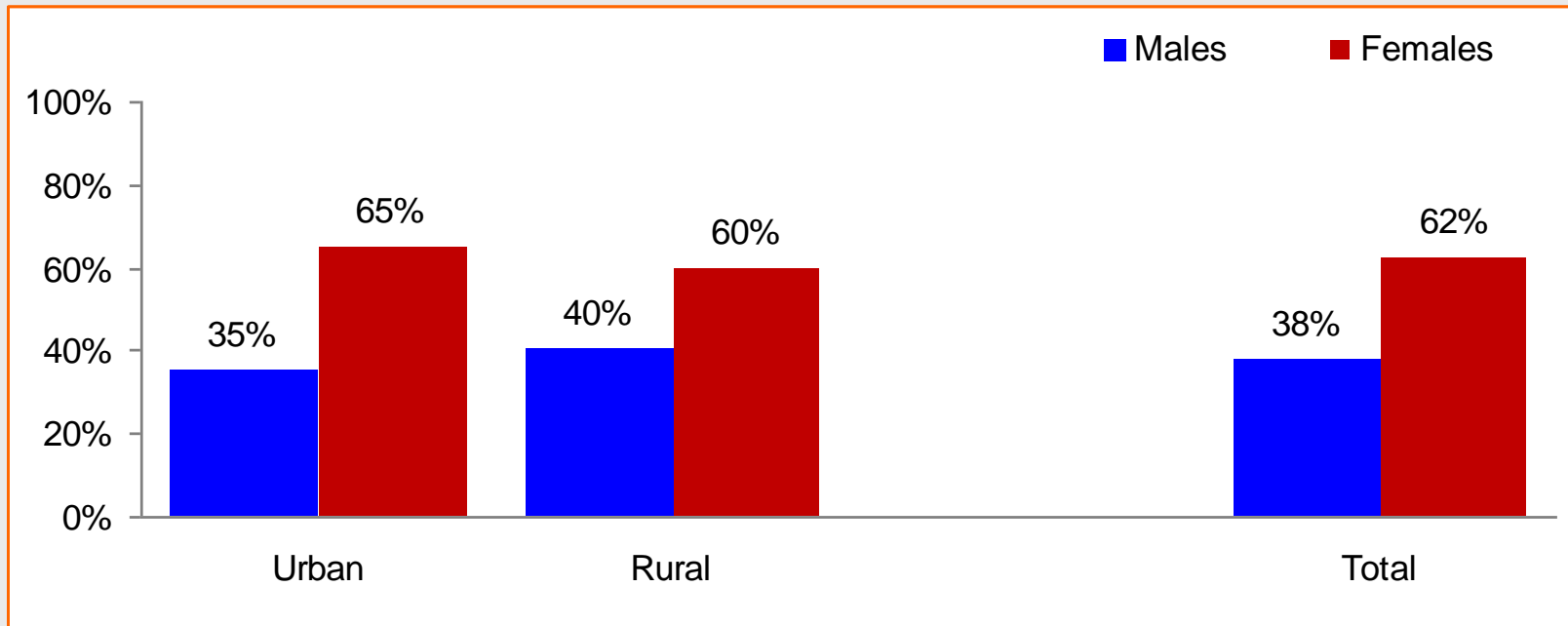
**Participation (in percentages %) of Albania's population
in 'Check-up' program
according to population age-groups (40-65 [60+] years)
and
population residence (Urban & Rural)**



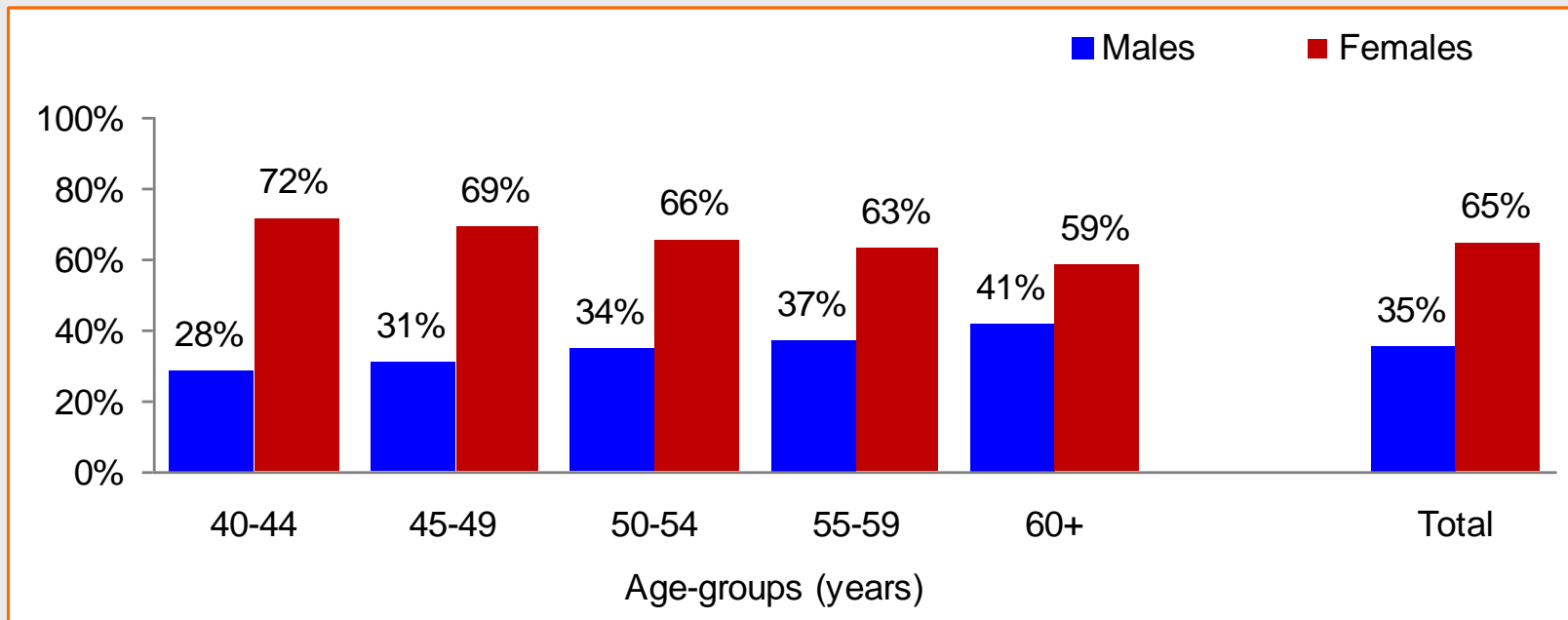
Gender-specific (Males & Females) participation (in percentages %) of Albania's population in 'Check-up' program according to population residence (Urban & Rural)



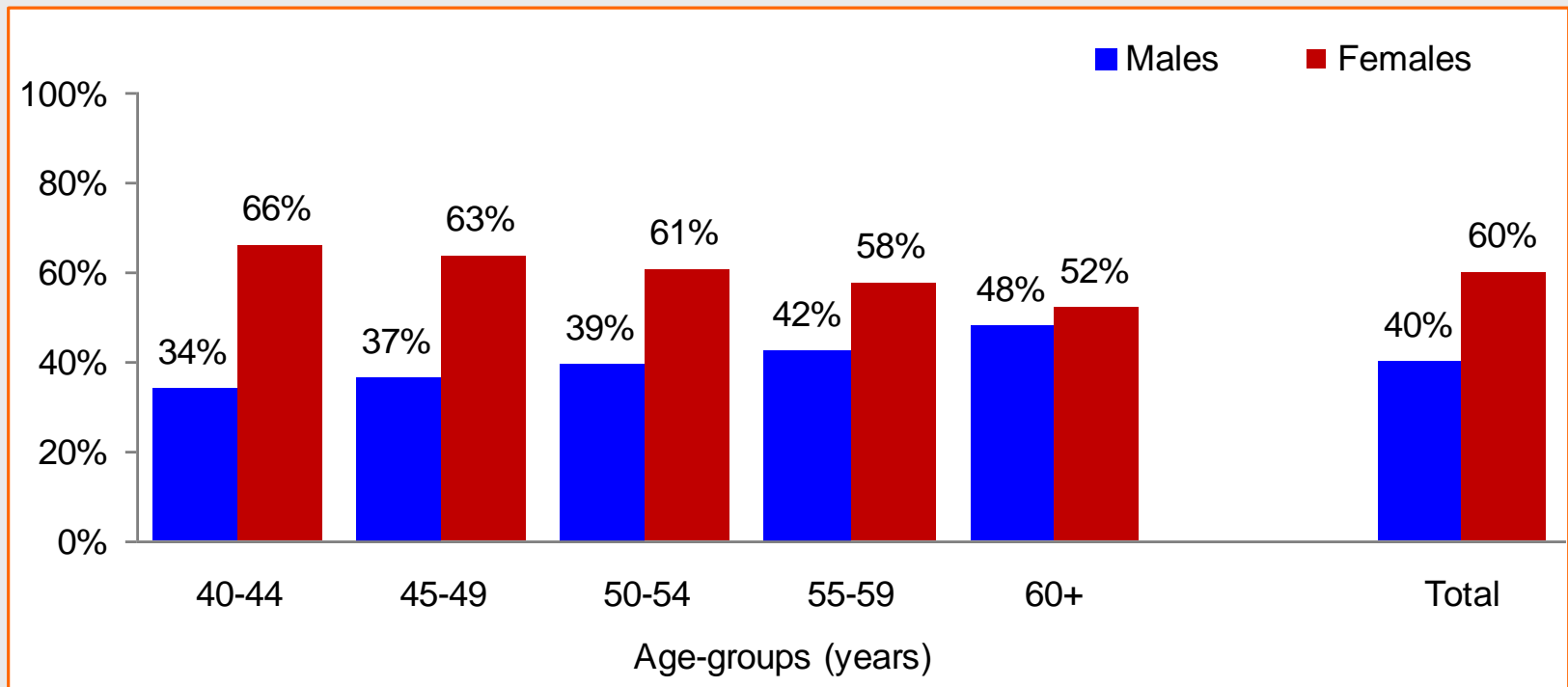
**Residence-specific (Urban & Rural) participation (in percentages %)
of Albania's population
in 'Check-up' program
according to gender (Males & Females)**



**Gender-specific participation (in percentages %) of Albania's population
in 'Check-up' program
according to population age-groups (40-65 [60+] years)
in *Urban areas***



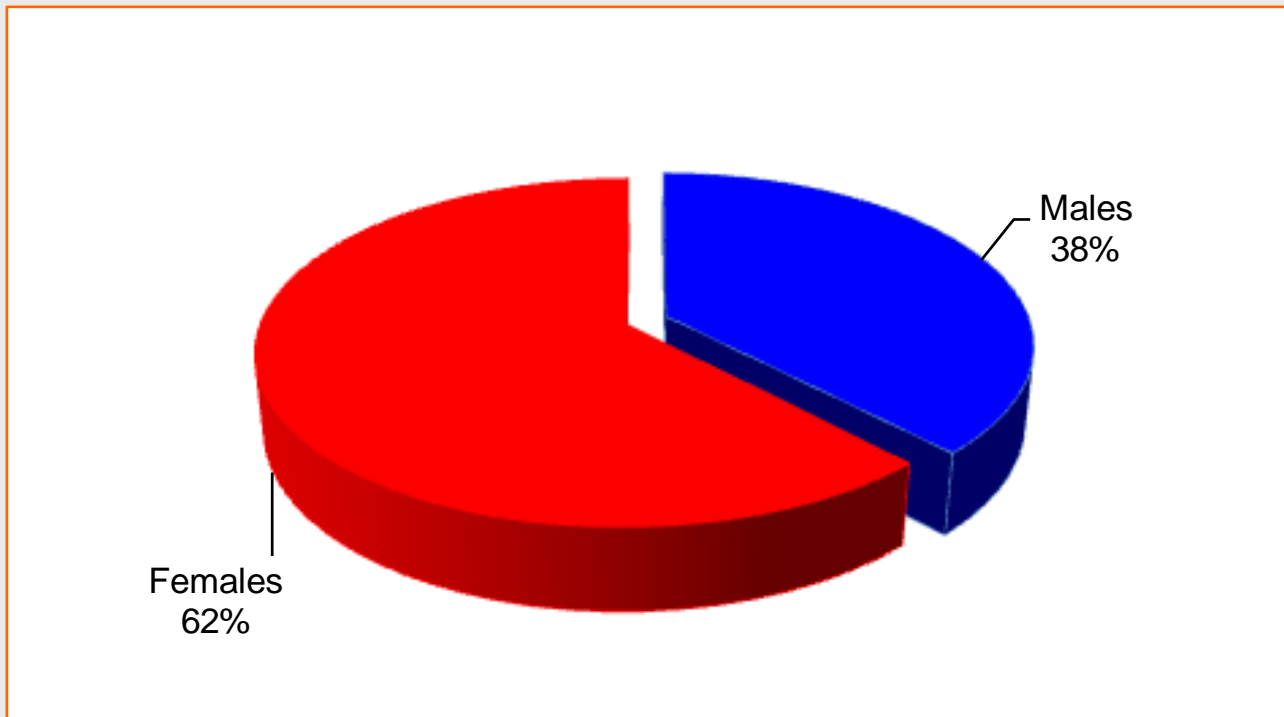
Gender-specific participation (in percentages %) of Albania's population in 'Check-up' program according to population age-groups (40-65 [60+] years) in Rural areas



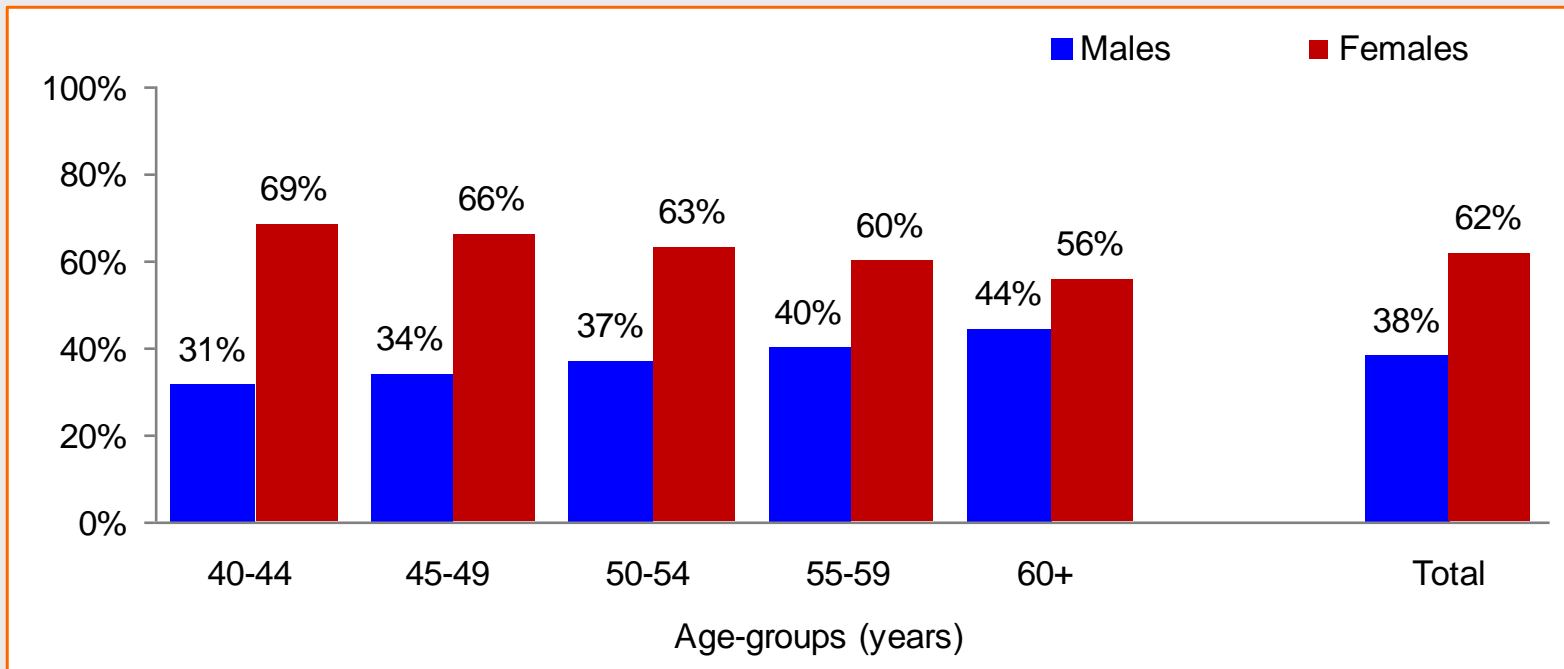
**Participation of Albania's population (absolute numbers and respective percentages)
in 'Check-up' program
according to population age-groups (40-65 [60+] years)
and gender (*Males & Females*)
at Country level**

Age-groups (years)	Males		Females		ALBANIA	
	Number	Percentage	Number	Percentage	Number	Percentage
40-44	12,147	31%	26,482	69%	38,629	14%
45-49	17,293	34%	33,581	66%	50,874	19%
50-54	22,259	37%	37,825	63%	60,084	22%
55-59	25,117	40%	37,828	60%	62,945	23%
60+	25,512	44%	32,024	56%	57,536	21%
Total (40-60+)	102,328	38%	167,740	62%	270,068	100%

**Participation of Albania's population (in percentages %)
in 'Check-up' program
according to *gender (Males & Females)*
at Country level**



**Participation of Albania's population (in percentages %)
in 'Check-up' program
according to population age-groups (40-65 [60+] years)
and *gender (Males & Females)*
at country level**



**Percentage (%) of participation
in 'Check-up' program
of age-groups 40-65 years
of *Urban population*
towards *Albania's Urban population* of the same age-groups**

Age-groups (years)	Participation in 'Check-up' in absolute numbers of age-groups 40-65 years of <i>URBAN</i> population			Albania's <i>URBAN</i> population of age-group 40-65 years (as for January 1, 2016) (*)			Percentage (%) of participation in 'Check-up' of age-groups 40-65 years of <i>URBAN</i> population towards Albania's <i>URBAN</i> population of the same age-groups		
	Males	Females	Total	Males	Females	Total	Males	Females	Total
40-44	4,401	11,272	15,673	53,795	55,791	109,586	8%	20%	14%
45-49	6,723	15,238	21,961	59,035	57,921	116,956	11%	26%	19%
50-54	9,225	17,666	26,891	64,620	60,029	124,649	14%	29%	22%
55-59	11,314	19,018	30,332	55,205	52,647	107,852	20%	36%	28%
60-65 (60+)	12,585	17,860	30,445	43,216	41,850	85,066	29%	43%	36%
Total (40-65 [60+])	44,248	81,054	125,302	275,871	268,238	544,109	16% →	30%	23%

(*) Source: INSTAT

**Percentage (%) of participation
in 'Check-up' program
of age-groups 40-65 years
of Rural population
towards Albania's Rural population of the same age-groups**

Age-groups (years)	Participation in 'Check-up' in absolute numbers of age-groups 40-65 years of RURAL population			Albania's RURAL population of age-group 40-65 years (as for January 1, 2016) (*)			Percentage (%) of participation in 'Check-up' of age-groups 40-65 years of RURAL population towards Albania's RURAL population of the same age-groups		
	Males	Females	Total	Males	Females	Total	Males	Females	Total
40-44	7,746	15,210	22,956	35,026	41,617	76,643	22%	37%	30%
45-49	10,570	18,343	28,913	36,266	43,880	80,146	29%	42%	36%
50-54	13,034	20,159	33,193	36,848	45,293	82,141	35%	45%	40%
55-59	13,803	18,810	32,613	46,243	50,492	96,735	30%	37%	34%
60-65 (60+)	12,927	14,164	27,091	35,000	35,670	70,670	37%	40%	38%
Total (40-65 [60+])	58,080	86,686	144,766	189,383	216,952	406,335	31%	40%	36%

(*) Source: INSTAT

**Percentage (%) of participation
in 'Check-up' program
of age-groups 40-65 years
of both Urban and Rural populations
towards Albania's both Urban and Rural (=Total) populations of the same age-groups
[=Residence-specific population towards Total one of the same age-groups]**

Age-groups (years)	Participation in 'Check-up' in absolute numbers of age-groups 40-65 years according to URBAN and RURAL populations			Albania's URBAN and RURAL populations of age-group 40-65 years (as for January 1, 2016) (*)			Percentage (%) of participation in 'Check-up' of age-groups 40-65 years of URBAN and RURAL populations towards Albania's URBAN and RURAL populations of the same age-groups		
	Urban	Rural	Total	Urban	Rural	Total	Urban	Rural	Total
40-44	15,673	22,956	38,629	109,586	76,643	186,229	14%	30%	21%
45-49	21,961	28,913	50,874	116,956	80,146	197,102	19%	36%	26%
50-54	26,891	33,193	60,084	124,649	82,141	206,790	22%	40%	29%
55-59	30,332	32,613	62,945	107,852	96,735	204,587	28%	34%	31%
60-65 (60+)	30,445	27,091	57,536	85,066	70,670	155,736	36%	38%	37%
Total (40-65 [60+])	125,302	144,766	270,068	544,109	406,335	950,444	23%	36%	28%

(*) Source: INSTAT

**Percentage (%) of participation
in 'Check-up' program
of age-groups 40-65 years of *both Males and Females* population
towards Albania's *both Males and Females (=Total)* population of the same age-groups
[=Gender-specific population towards Total one of the same age-groups]**

Age-groups (years)	Participation in 'Check-up' in absolute numbers of age-groups 40-65 years according to <i>MALES</i> and <i>FEMALES</i> populations			Albania's <i>MALES</i> and <i>FEMALES</i> populations of age-group 40-65 years (as for January 1, 2016) (*)			Percentage (%) of participation in 'Check-up' of age-groups 40-65 years of <i>MALES</i> and <i>FEMALES</i> populations towards Albania's <i>MALES</i> and <i>FEMALES</i> populations of the same age-groups		
	Males	Females	Total	Males	Females	Total	Males	Females	Total
40-44	12,147	26,482	38,629	88,821	97,408	186,229	14%	27%	21%
45-49	17,293	33,581	50,874	95,301	101,801	197,102	18%	33%	26%
50-54	22,259	37,825	60,084	101,468	105,322	206,790	22%	36%	29%
55-59	25,117	37,828	62,945	101,448	103,139	204,587	25%	37%	31%
60-65 (60+)	25,512	32,024	57,536	78,216	77,520	155,736	33%	41%	37%
Total (40-65 [60+])	102,328	167,740	270,068	465,254	485,190	950,444	22% →	35%	28%

(*) Source: INSTAT

**Main findings on Arterial Hypertension (HT)
in 'Check-up' program (one-year period March 2015-March 2016)
in Albania's population
of age-groups 40-65 years:
HT frequency occurrence (in percentage %) according to
age-groups,
gender,
residence (urban & rural)**

- ▶ **HT prevalence (%) increasing with age**
in *Males* (from 22% in age-group 40-44 years to 44% in age-group 60+)
in *Females* (from 16% in age-group 40-44 years to 45% in age-group 60+)
and at *Country* level (from 17% in age-group 40-44 years to 45% in age-group 60+)

- ▶ **The same picture as above frame in both *Urban* areas and *Rural* areas**

- ▶ **Concerning Gender-specific HT prevalence (%):**
 - Higher HT prevalence in *Males* compared to *Females* in age-groups from 40 to 49 years
 - The same HT prevalence in *Males* and *Females* in age group 50-54 years
 - Meanwhile, a reverse picture in age groups from 55 to 60+ years, namely a little bit higher HT prevalence in *Females* compared to *Males*

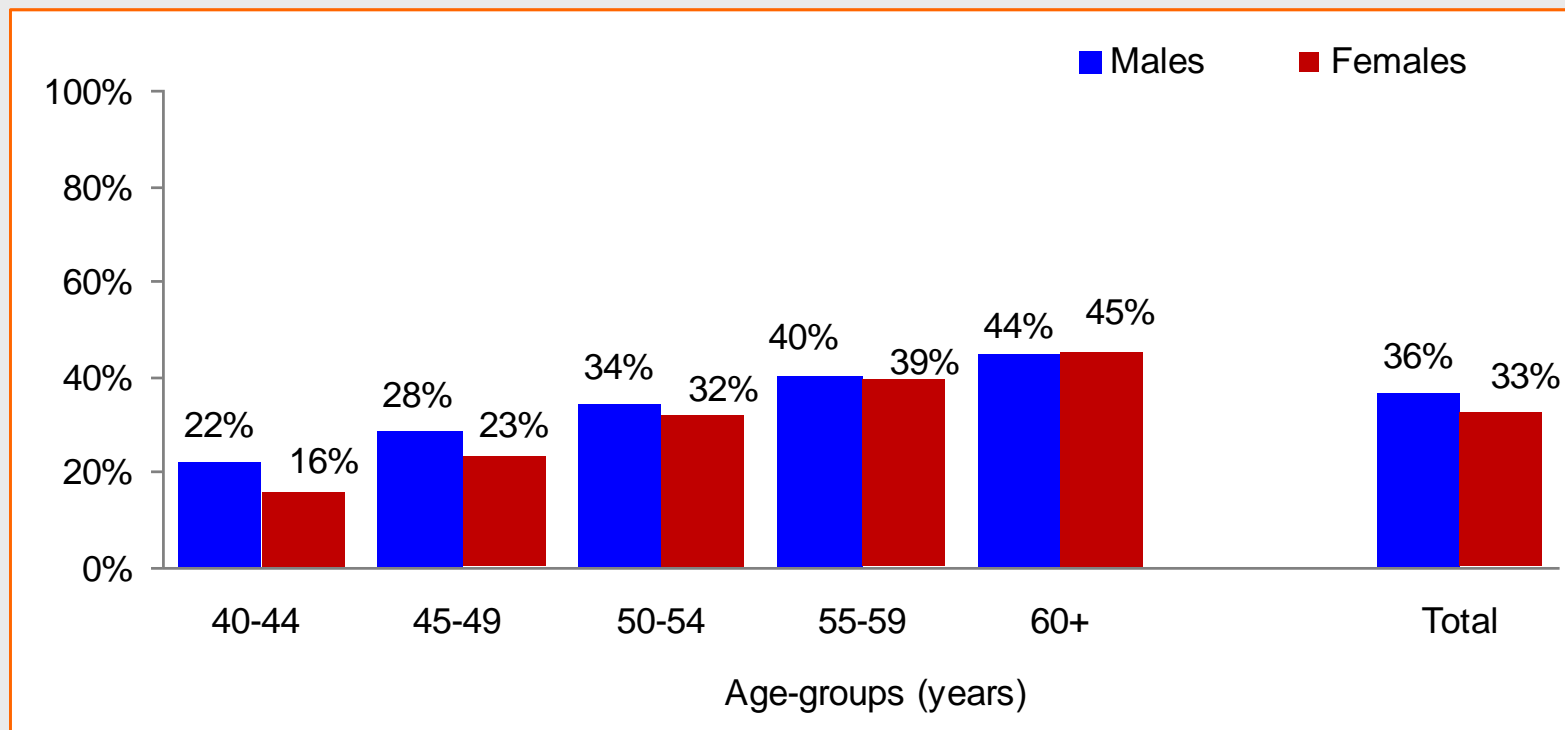
- ▶ **But, *Females* significantly represent the highest proportion of HT occurrence at both *Urban* and *Rural* areas and *Country* level as well among the screened subjects resulting with HT in 'Check-up' routine program**

- ▶ **Significant differences of HT prevalence (%) between Qarks (=Prefectures, =Regions):**
 - The lowest HT prevalence (both genders) in Berat, Durres, Gjirokaster, Tirane in *Urban* areas
 - The lowest HT prevalence (both genders) in Durres and Tirane in *Rural* areas

‘Check-up’ program (one-year period March 2015-March 2016)
findings on Arterial Hypertension (HT) :
HT frequency occurrence (in percentage %) in Age-groups (40-65 [60+] years)
according to gender (Males & Females)
in Urban population of Albania

Age-groups (years)	Males	Females	Total
40-44	22% (959 / 4,401)	16% (1,790 / 11,272)	17% (2,749 / 15,673)
45-49	28% (1,916 / 6,723)	23% (3,560 / 15,238)	25% (5,476 / 21,961)
50-54	34% (3,124 / 9,225)	32% (5,569 / 17,666)	32% (8,693 / 26,891)
55-59	40% (4,507 / 11,314)	40% (7,460 / 19,018)	40% (11,967 / 30,332)
60+	44% (5,585 / 12,585)	45% (8,025 / 17,860)	45% (13,610 / 30,445)
Total (40-60+)	36% (16,091 / 44,248)	33% (26,404 / 81,054)	34% (42,495 / 125,302)

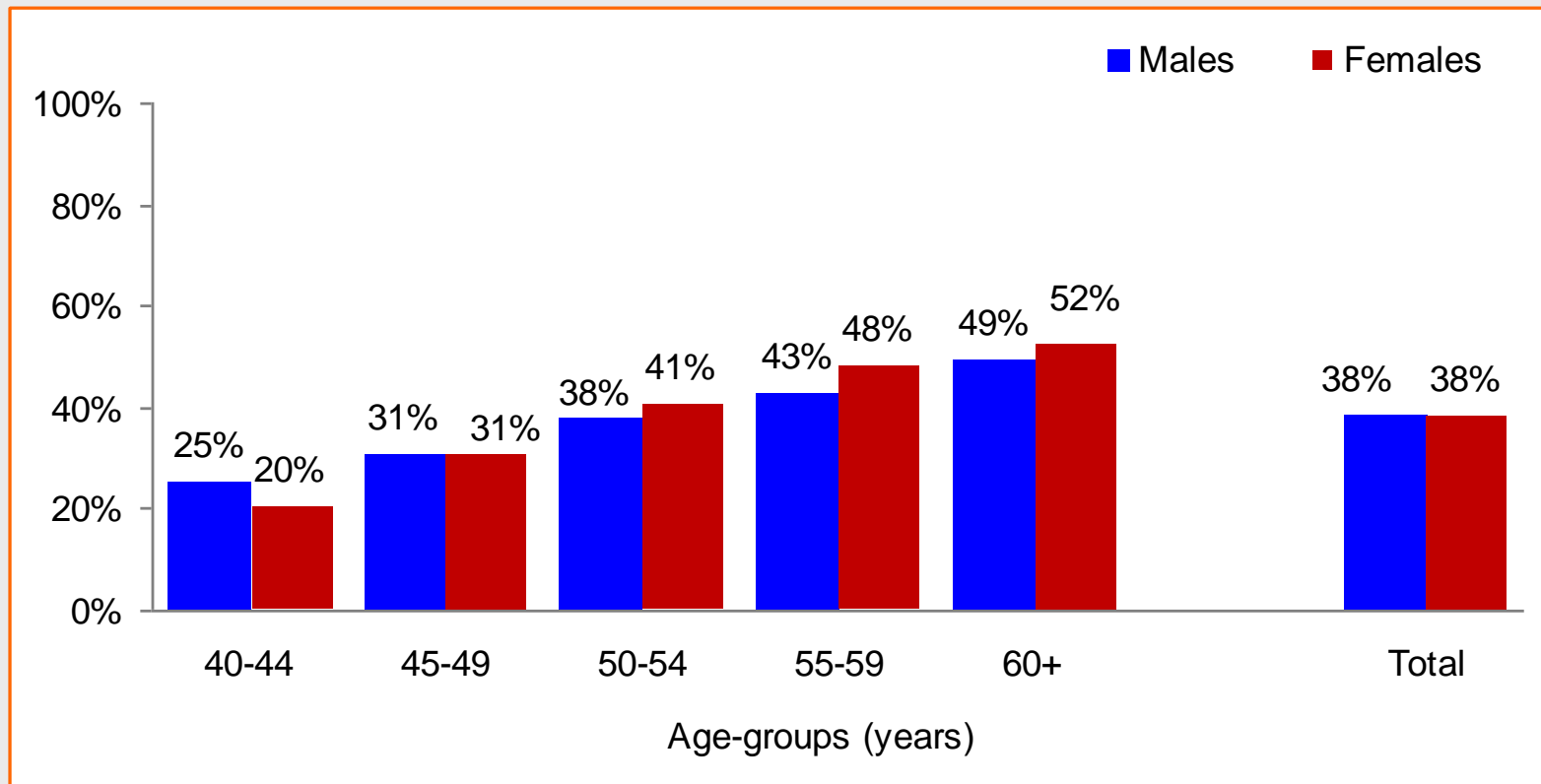
**'Check-up' program (one-year period March 2015-March 2016)
findings on Arterial Hypertension (HT) :
HT frequency occurrence (in percentage %) in *Age-groups (40-65 [60+] years)*
according to *gender (Males & Females)*
in *Urban population of Albania***



‘Check-up’ program (one-year period March 2015-March 2016)
findings on Arterial Hypertension (HT) :
HT frequency occurrence (in percentage %) in Age-groups (40-65 [60+] years)
according to gender (Males & Females)
in Rural population of Albania

Age-groups (years)	Males	Females	Total
40-44	25% (1,932 / 7,746)	20% (3,093 / 15,210)	22% (5,025 / 22,956)
45-49	31% (3,260 / 10,570)	31% (5,605 / 18,343)	31% (8,865 / 28,913)
50-54	38% (4,906 / 13,034)	41% (8,197 / 20,159)	39% (13,103 / 33,193)
55-59	43% (5,873 / 13,803)	48% (9,013 / 18,810)	46% (14,886 / 32,613)
60+	49% (6,386 / 12,927)	52% (7,402 / 14,164)	51% (13,788 / 27,091)
Total (40-60+)	38% (22,357 / 58,080)	38% (33,310 / 86,686)	38% (55,667 / 144,766)

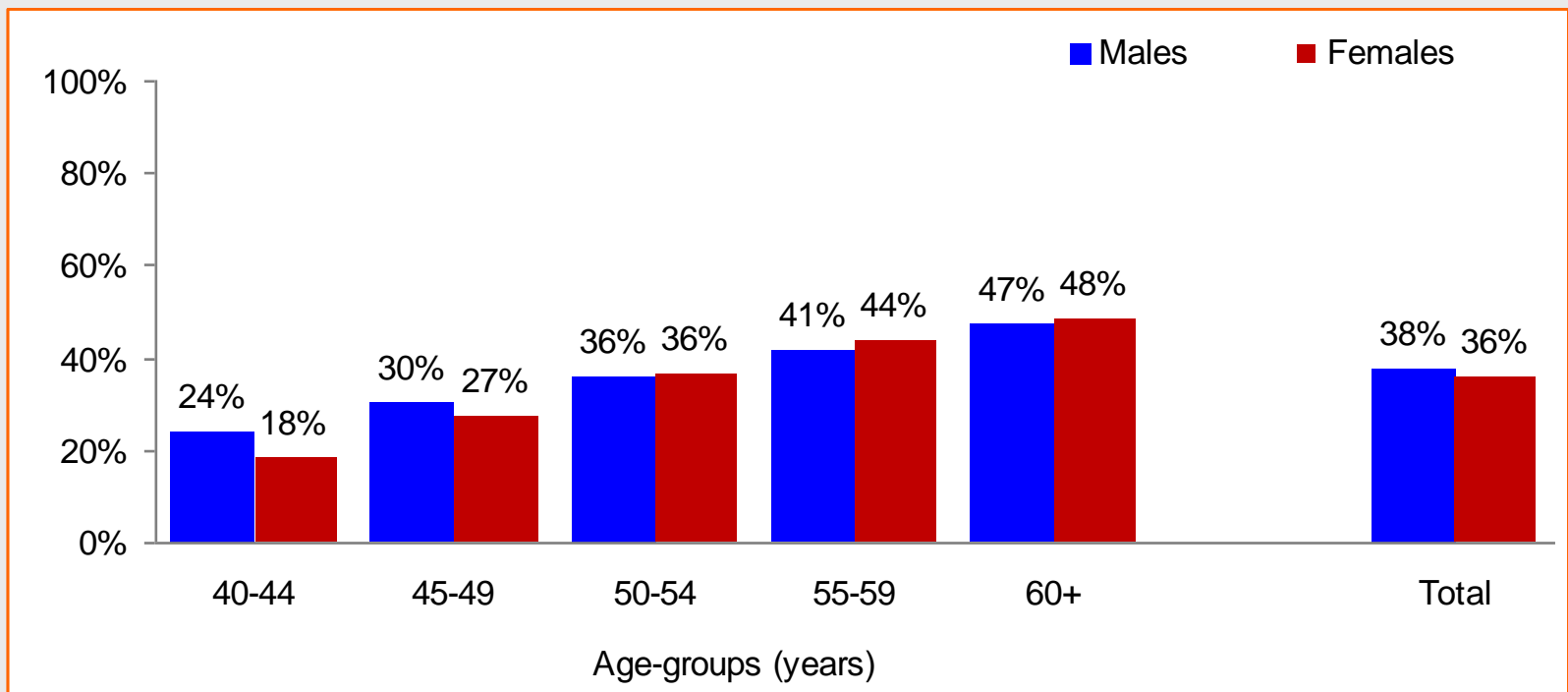
**'Check-up' program (one-year period March 2015-March 2016)
findings on Arterial Hypertension (HT) :
HT frequency occurrence (in percentage %) in *Age-groups (40-65 [60+] years)*
according to *gender (Males & Females)*
in *Rural population of Albania***

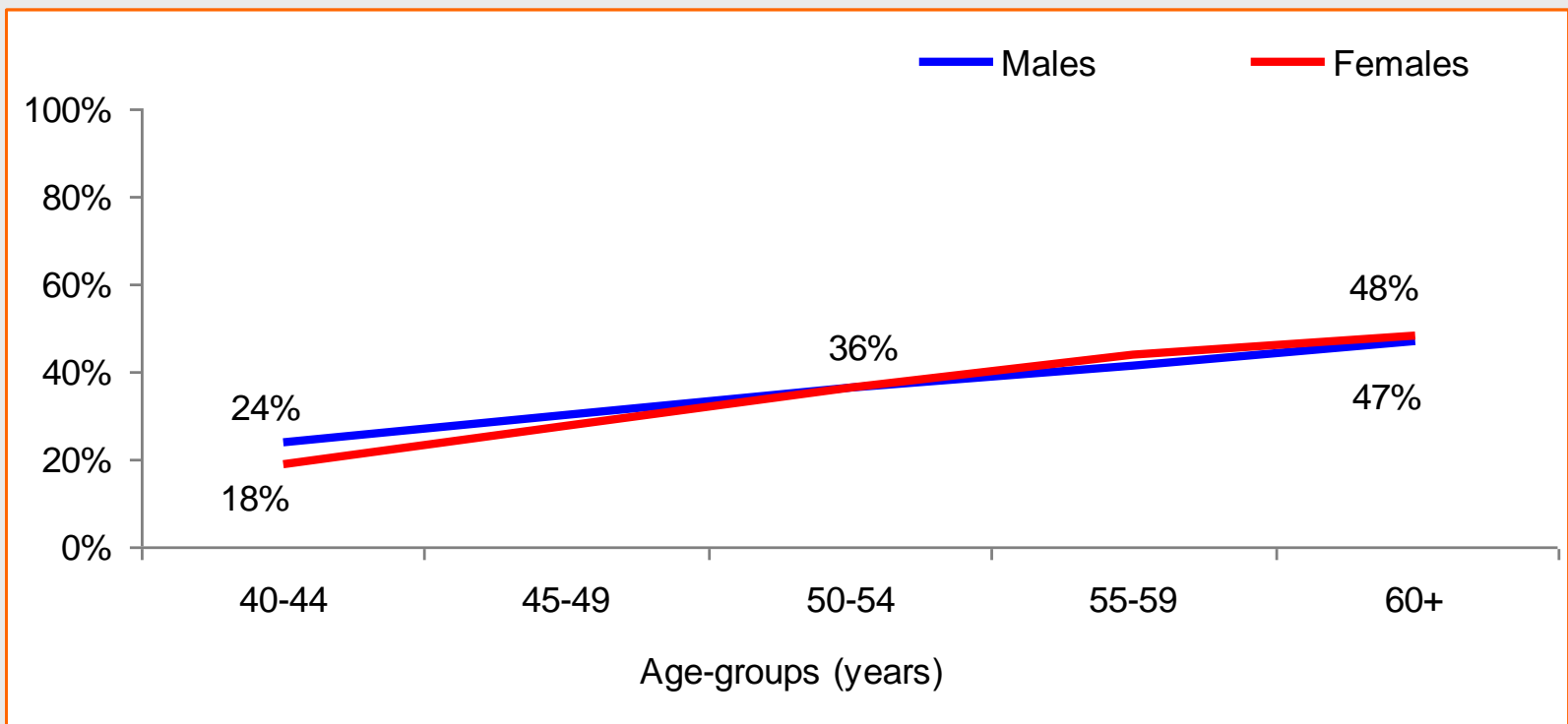


‘Check-up’ program (one-year period March 2015-March 2016)
findings on Arterial Hypertension (HT) :
HT frequency occurrence (in percentage %) in Age-groups (40-65 [60+] years)
according to gender (Males & Females)
in Albania’s population (both Urban and Rural)

Age-groups (years)	Males	Females	Total
40-44	24% (2,891 / 12,147)	18% (4,883 / 26,482)	20% (7,774 / 38,629)
45-49	30% (5,176 / 17,293)	27% (9,165 / 33,581)	28% (14,341 / 50,874)
50-54	36% (8,030 / 22,259)	36% (13,766 / 37,825)	36% (21,796 / 60,084)
55-59	41% (10,380 / 25,117)	44% (16,473 / 37,828)	43% (26,853 / 62,945)
60+	47% (11,971 / 25,512)	48% (15,427 / 32,024)	48% (27,398 / 57,536)
Total (40-60+)	38% (38,448 / 102,328)	36% (59,714 / 167,740)	37% (98,162 / 270,068)

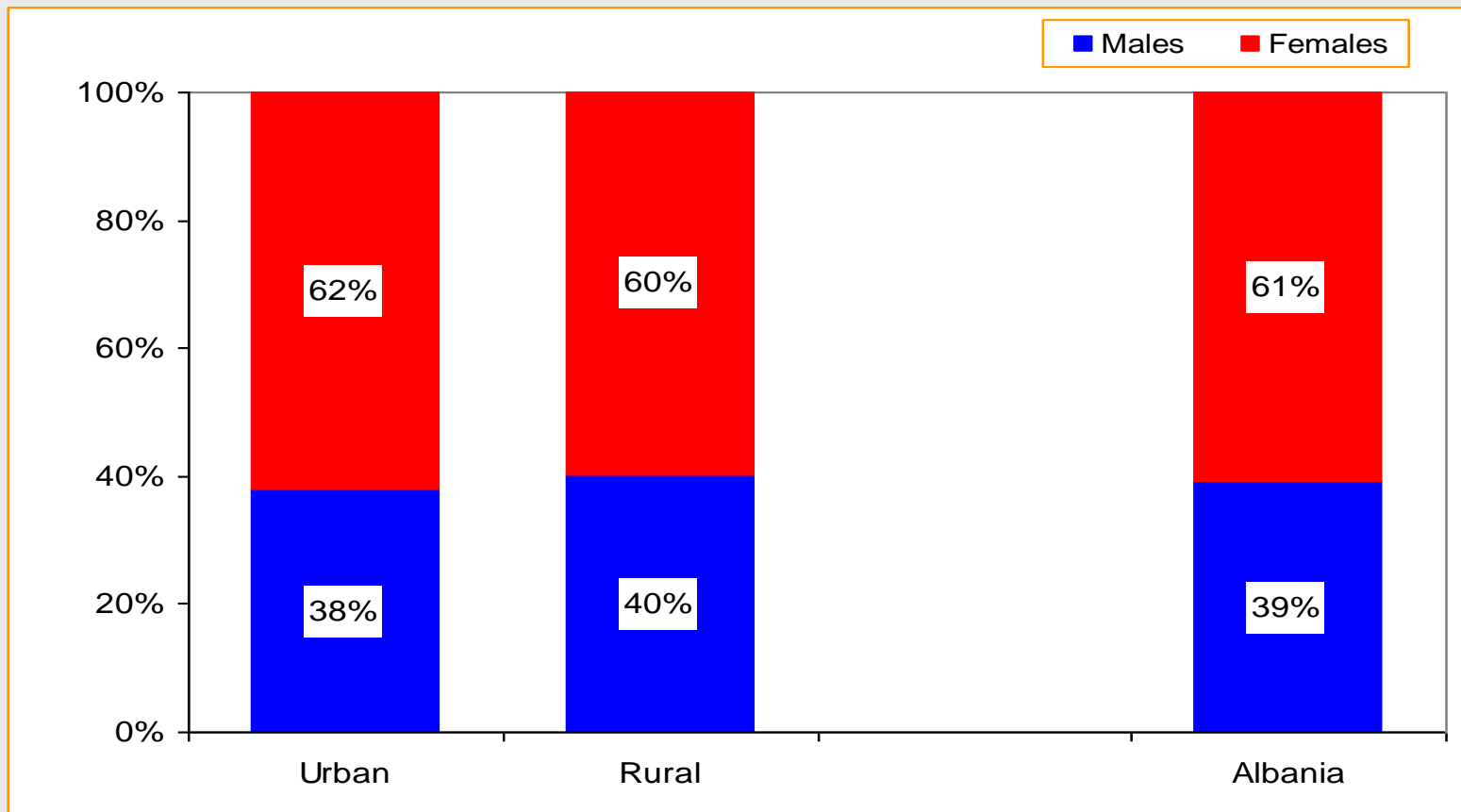
**'Check-up' program (one-year period March 2015-March 2016)
findings on Arterial Hypertension (HT) :
HT frequency occurrence (in percentage %) in Age-groups (40-65 [60+] years)
according to gender (Males & Females)
in Albania's population (both Urban and Rural)**





**Proportion (in percentage %)
of Gender-specific (Males & Females) of HT (Arterial Hypertension)
among screened subjects resulting with HT
in 'Check-up' program (one-year period March 2015-March 2016)
according to Urban & Rural residence and Country level :**

***Females significantly represent the highest proportion of HT occurrence
at both Urban and Rural areas and Country level
among the screened subjects resulting with HT in 'Check-up' routine program***



**'Check-up' program (one-year period March 2015-March 2016)
findings on Arterial Hypertension (HT):**

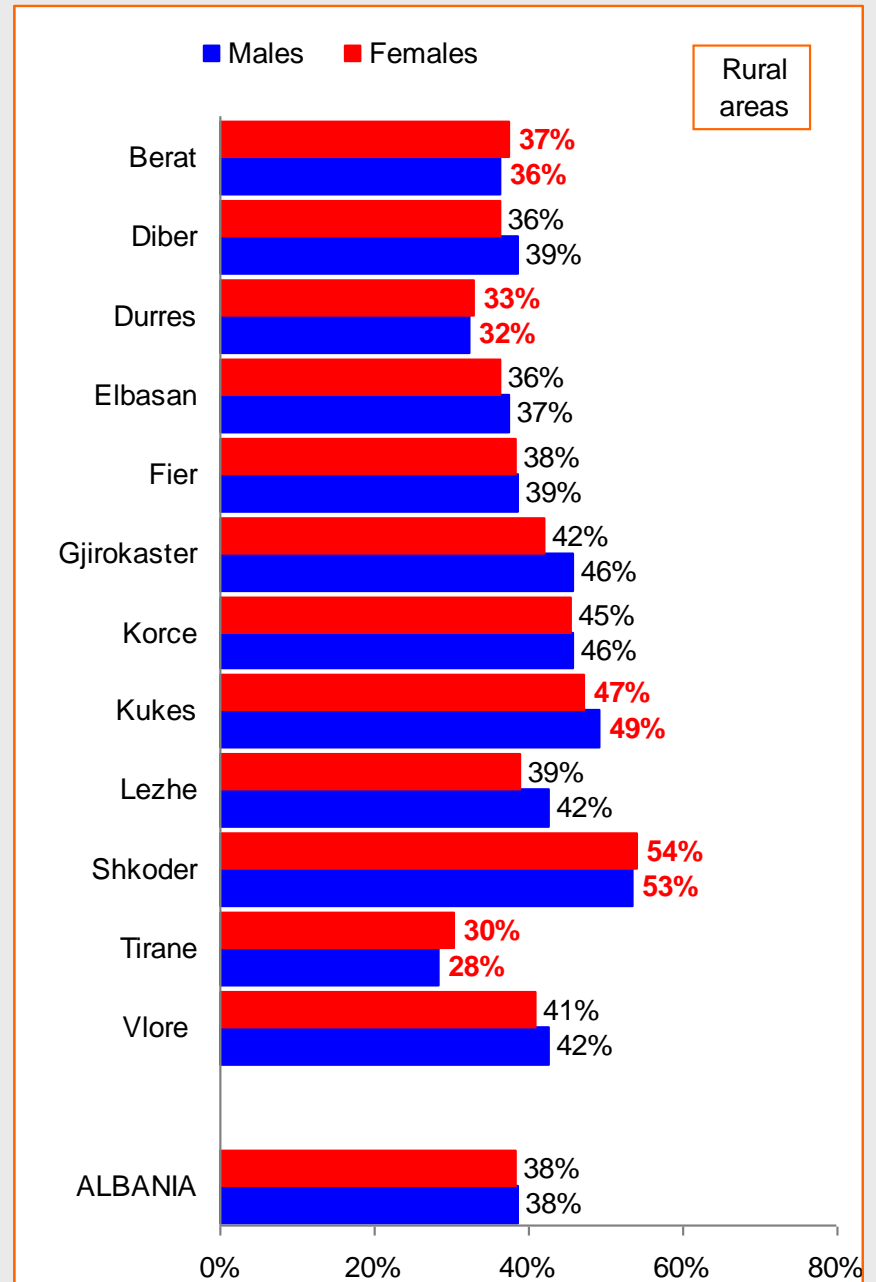
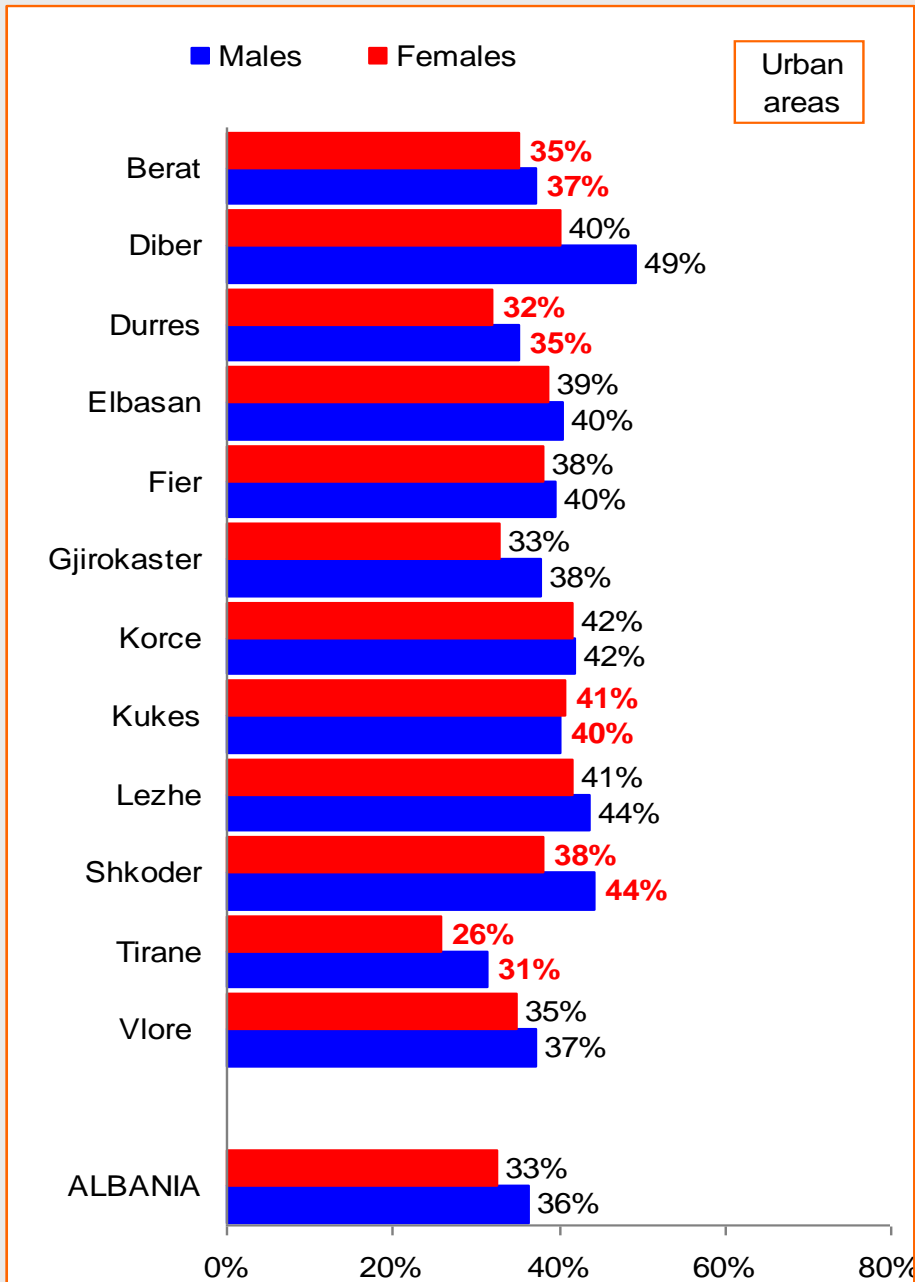
**HT frequency occurrence (in percentage %)
according to
Gender (*Males & Females*)
and Age-groups (40-65 [60+] years)**

in *Urban areas at Qark (=Prefecture, =Region) level*

and

in *Rural areas at Qark (=Prefecture, =Region) level*

in Albania



Thank you for your attention !